Gas Burner - TYPE:LC-GOM series

Characteristics:

1、Beautiful appearance,reliable structure.
2、High P- Q characteristic,strong adaptability.
3、Directly ignition mode
4、Easy to inspect and maintain.
5、Safety flame monitoring system
6、Stable performance,reliable operation.

•Application
Suitable for small boilers and drying heating equipment.

•Installation dimension

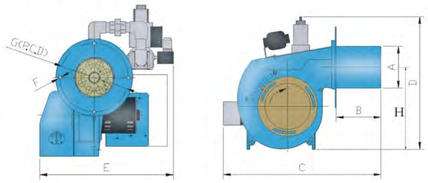

TYPE	A	B	C	D	E	F	G	H
GOM-0NH	Φ 76	150	398	300	325	8-Φ 11	Φ 135	184
GOM-0N	Φ 76	150	325	314	359	8-Φ 11	Φ 135	159
GOM-1N	Φ 88	150	429	384	358	4-Φ 11	Φ 150	226
GOM-2N	Φ 114	150	458	426	404	4-Φ 12	Φ 190	242
GOM-3N	Φ 140	150	664	524	468	4-Φ 12	Φ 240	291
GOM-4N	Φ 140	150	664	524	468	4-Φ 12	Φ 240	291
GOM-0NWM	Φ 76	150	502	351	435	8-Φ 11	Φ 135	159
GOM-1NWM	Φ 88	150	592	366	450	4-Φ11	Φ 150	226
GOM-2NWM	Φ114	150	700	425	496	4-Φ 12	Φ 190	242
GOM-3NWM	Φ 140	150	700	425	550	4-Φ 12	Φ 240	291
GOM-4NWM	Φ 140	150	731	407	550	4-Φ 12	Φ240	291

Model	Flame diameter	Flame length
GOM-0N	Φ 100mm	350mm
GOM-1N	Φ 120mm	400mm
GOM-2N	Φ 150mm	500mm
GOM-3N	Φ 250mm	950mm
GOM-4N	Φ 270mm	1050mm

Model		GOM-0NH	GOM-0N	GOM-1N(WM)	GOM-2N(WM)	GOM-3N(WM)	GOM-4N(WM)
Output Power		3-7	3-5	5-10	10-20	15-30	20-40
	kw/h	35-80	35-80	58-116	116-233	174-349	233-465
Motor Power	kw	0.1		0.15	0.25	0.4	
Power requirement	main power	AC 220v/50Hz/1Φ				AC 380v/50HZ/3Φ	
	Control power supply					AC 220v/50HZ/1Φ	
control mode		Fully automatic single-stage (double-stage)					
Applicable fuel		LPG (liquefied petroleum gas), LN G (natural gas) (Note: Accept city gas order)					
Applicable pressure		Dynamic pressure LPG (2.8K Pa), L N G (2.0KPa)					
Model structure		Gun type					
Flame monitoring method		Ion rod monitoring					
Damper adjustment method		Manual adjustment (automatic adjustment of the damper motor)					
Install flange form		Fixed flange form					
Connection size	LPG	15A			20A	25A	25A
	LNG						32A

Oil Burner - TYPE:LC-OM series


OM-1N

Characteristics:

1、Beautiful appearance,reliable structure.
2、High P- Q characteristic,strong adaptability.
3、Directly ignition mode
4、Easy to inspect and maintain.
5、Safety flame monitoring system
6、Stable performance,reliable operation.

•Application
It is suitable for small boilers, drying and heating equipment,stoves and cooking cabinets for the catering industry.

•Installation dimension

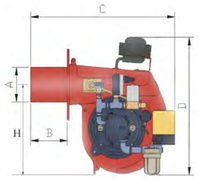

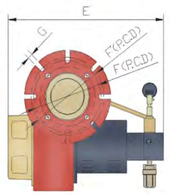

TYPE	A	B	C	D	E	F	G	H
OM-0NH	Φ 88	130	398	275	315	Φ 135	8-11	184
OM-0N	Φ 88	100	360	314	290	Φ 135	8-11	159
OM-1N	Φ 88	100	402	351	357	Φ 135	8-11	226
OM-2N	Φ 114	120	490	366	390	Φ 185	8-12	242
OM-3N	Φ 127	150	568	425	446	Φ 240	8-12	291
OM-4N	Φ 140	150	568	425	446	Φ 240	8-12	291
OM-1NWM	Φ 88	100	502	351	417	Φ 135	8-11	226
OM-2NWM	Φ 114	120	592	366	450	Φ185	8-12	242
OM-3NWM	Φ 127	150	700	425	500	Φ 240	8-12	291
OM-4NWM	Φ 140	150	700	425	500	Φ 240	8-12	291

Model		OM-ONH	OM-ON	OM-1N(WM)	OM-2N(WM)	OM-3N(WM)	OM-4N(WM)
Output Power	104 kcal/h	3-7	3-5	5-10	10-20	15-30	20-40
	kw/h	35-80	35-80	58-116	116-233	174-349	233-465
Motor Power	kw	0.1		0.15	0.25	0.4	
Power requirement	Main power	AC 220v/50Hz/unidirectional				AC 380v/50HZ/3Φ	
	Control power supply					AC 220v/50HZ/1Φ	
control mode		Fully automatic single-stage (double-stage)					
Fuel requirements		Light diesel oil (International 0# Diesel)					
Atomization pressure		Dynamic pressure 1.0- 1.2MPa (10 - 1 2kgf /cm2)					
Model structure		Gun type					
Flame monitoring method		Photoresistor monitoring					
Damper adjustment method		Manual adjustment (automatic adjustment of the damper motor)					
Install flange form		Fixed flange form					